

Steel and timber personnel doors

NEW


To further enhance the appearance of your garage we can now provide a side door to match many of our Up & Over designs. These doors are produced in much the same way as our Up & Over doors, showing the same details and finished in exactly the same colour to provide a perfect match.



Beaumont



Beaumont with windows




Carlton




Cathedral




Georgian




Chevron left




Chevron right




Horizontal



Kingsbury



Seymour



Vertical







The ideal match of a personnel and an Up & Over door

Timber personnel door, Vertical









Choose from the range of options to individualise your door

Our colour range for your steel door

 Green (based on RAL 6005)	 Red (based on RAL 3003)	 Blue (based on RAL 5005)
 Black (based on RAL 9005)	 Brown (based on RAL 8028)	 Dark Blue (based on RAL 5011)



We offer a factory colour finish for all timber doors.
Choose from these stains:

 Light Oak	 Antique Oak	 Mahogany
 Walnut	 Chestnut	 Ebony

Printed colour samples are as accurate as printing techniques allow.

For window options on Beaumont with windows see page 31.

Lever handle options

 Brass effect	 Chrome effect
---	--



White

Optional knob handle

