



FAAC CITY

Mobile solutions for access control, city traffic, safety for valuables and protection of sensitive areas

FAAC
Simply automatic.

FAAC CITY

MOBILE SOLUTIONS FOR CONTROLLING ACCESS, CITY TRAFFIC, SAFETY OF VALUABLES AND PROTECTION OF SENSITIVE AREAS.

FAAC City is a metal cylinder, with ultra high resistance to impact and weather. It has a piston mechanism enabling movement by command. It is housed inside of a compartment in the road paving and discourages traffic and/or parking.


FAAC City offers help and is an intelligent solution as an alternative to fixed stations, railings, barriers, chains and the like. It provides the possibility of regulating entry and/or exit of vehicles in certain zones and prevents illegal parking.

The concealed bollard therefore has many different uses: it delineates pedestrian areas in the busiest periods or permanently, it allows entry and/or exit to or from given zones only for authorised persons (shopkeepers, residents, hotel guests, customers of garages, taxis and chauffer-driven cars, owners of car parking facilities), it delimits car parks, squares and pavements, it can be used as an anti-theft device for specially valuable vehicles, it protects sensitive areas such as Ministries, embassies and banks.

The main application sectors of the FAAC City concealed traffic bollards are: access control, city traffic, safety for valuables and protection of sensitive areas.

The bollard guarantees free pedestrian flow, but manages vehicle traffic or limited parking, with the following advantages:

- Does not disfigure the characteristics of the environment because it is a mobile, concealed element with minimal environmental impact
- Ensures greater protection of pedestrian areas in the old town centre
- Allows access to authorised vehicles only
- Reduces and optimises the use of human resources in access control activities
- Customisable colour selection for blending in with the urban context
- Operation can be highlighted by buzzer or indicator light, according to position
- A large range of accessories is available
- Its function is to deter





AUTOMATIC



SEMI-AUTOMATIC



VARIOUS USE REQUIREMENTS

FAAC CITY AUTOMATIC

Recommended for areas of frequent, necessary transits every day. Thanks to Smart cards, remote controls or hourly programming, the cylinder descends and rises automatically.

FAAC CITY SEMIAUTOMATIC

Recommended in areas with limited access through time or combined with the automatic model. It solves parking or transit problems, at a reasonable price and without electricity. It is activated by a key, with slight pressure. It automatically rises and locks.



220 AUTOMATIC

FAAC CITY 220 AUTOMATIC

The FAAC City Automatic concealed traffic bollard is the version built for residential use, when a limited number of daily transits (about 60 manoeuvres/day) is expected. It can be activated automatically by commands given by authorised persons (cards, remote-controls, etc.) or by using automatic commands operating at set times (hourly programmer). The device has a double-effect pneumatic activation, with an external drive station.

DESCRIPTION OF AVAILABLE VERSIONS

- **FAAC CITY 220 H600 Painted steel, automatic**
(cylinder in Fe37 steel, standard painted RAL 7021 dark grey metallised)
- **FAAC CITY FAAC CITY 220 H600 Painted stainless steel, automatic**
(cylinder in AISI 304 stainless steel, standard painted RAL 7021 dark grey metallised)
- **FAAC CITY 220 H600 Stainless steel, satin finish, automatic**
(cylinder in AISI 304 stainless steel, satin finish).





TECHNICAL SPECIFICATIONS 220 H600

Drive	Pneumatic with external station with compressed air
Cylinder stroke	600 mm
Cylinder diameter	220 mm
Cylinder thickness	4 mm
Cylinder surface treatment	Painted steel - Painted stainless steel - Satin finish stainless steel
Cylinder top part (head)	Anticorodal case-hardened non-slip aluminium
Head surface treatment	Polyester powder paint, RAL 9006 light grey
Flashing light built into the head	Available only in stainless steel versions
Refracting strip	Standard height 55 mm
Descent time	4 sec.
Rise time	10 sec.
Protection class	IP 67
Impact resistance	5,000 Joules
Break-in resistance	60,000 Joules
Dimensions of pit to be walled in	330 x 330 x 850 mm
Length of connection line	10 m

TECHNICAL SPECIFICATIONS FOR DRIVE CONTROL STATION

Pneumatic unit	32 lt/min
Power supply	230 V ac + 6% - 10% 50 Hz
Power consumption when compressor operating	180W
Work frequency	Manoeuvres/day: 60 +/-20%
Protection class	IP 55
Manual lowering operation	Yes - by pneumatic tap in the control station

ACCESSORIES FOR AUTOMATIC VERSION

- FAAC CITY 220 H600 drive management external station for 1 concealed bollard (400x400x200 mm)
- FAAC CITY 220 H600 drive management external station for 2 concealed bollards (500x400x200 mm)
- Pit cover for FAAC CITY 220
- Pit for 220 concealed bollard complete with counter-frame

220 SEMIAUTOMATIC

FAAC CITY 220 SEMIAUTOMATIC

This type of concealed bollard should preferably be used when accesses are limited or are combined with the automatic version.

It solves transit and/or parking problems, at a reasonable cost, without the need of electrical energy; in fact, thanks to the single-effect gas actuator, lifting occurs automatically with a key, whereas lowering is achieved by slight foot pressure on the head of the concealed bollard.



DESCRIPTION OF AVAILABLE VERSIONS

- **FAAC CITY 220 H600 Painted steel, semiautomatic**
(cylinder in Fe37 steel, standard painted RAL 7021 dark grey metallised)
- **FAAC CITY 220 H600 Painted stainless steel, semiautomatic**
(cylinder in AISI 304 stainless steel, standard painted RAL 7021 dark grey metallised)
- **FAAC CITY 220 H600 Stainless steel, satin finish, semiautomatic**
(cylinder in AISI 304 stainless steel, satin finish).

TECHNICAL SPECIFICATIONS 220 H600

Drive	Single-effect gas actuator
Lifting	Key release for automatic lifting, with single-effect nitrogen actuator
Lowering	Key release for lowering, with pressure on top of cylinder
Cylinder stroke	600 mm
Cylinder diameter	220 mm
Cylinder thickness	4 mm
Cylinder surface treatment	Painted steel - Painted stainless steel - Satin finish stainless steel
Cylinder top part (head)	Anticorodal case-hardened non-slip aluminium
Head surface treatment	Polyester powder paint, RAL 9006 light grey
Refracting strip	Standard height 55 mm
Protection class	IP 67
Impact resistance	5,000 Joules
Break-in resistance	60,000 Joules
Dimensions of pit to be walled in	330 x 330 x 850 mm

ACCESSORIES FOR SEMIAUTOMATIC VERSION

- Pit cover for FAAC CITY 220
- Pit for 220 concealed bollard complete with counter-frame



FAAC CITY 220 FIXED

The FAAC City 275 Fixed traffic bollard is suitable for mixed installations, where other automatic and/or semiautomatic concealed bollards are present. This makes it possible not to alter the overall architectural appearance.

DESCRIPTION OF AVAILABLE VERSIONS

- **FAAC CITY 220 H600 Painted steel, fixed**
(cylinder in Fe37 steel, standard painted RAL 7021 dark grey metallised)
- **FAAC CITY 220 H600 Painted stainless steel, fixed**
(cylinder in AISI 304 stainless steel, standard painted RAL 7021 dark grey metallised)
- **FAAC CITY 220 H600 Stainless steel, satin finish, fixed**
(cylinder in AISI 304 stainless steel, satin finish).

TECHNICAL SPECIFICATIONS 220 H600

Cylinder height	800 mm - 600 mm off ground and 200 mm to be walled in (wall anchors standard)
Cylinder diameter	220 mm
Cylinder thickness	4 mm
Cylinder surface treatment	Painted steel - Painted stainless steel - Satin finish stainless steel
Cylinder top part (head)	Anticorrosive case-hardened non-slip aluminium
Head surface treatment	Polyester powder paint, RAL 9006 light grey
Reflecting strip	Standard height 55 mm
Impact resistance	5,000 Joules
Break-in resistance	60,000 Joules

ACCESSORIES FOR FIXED VERSION

- Crown for FAAC City 220 Fixed

275 AUTOMATIC

FAAC CITY 275 AUTOMATIC

The FAAC City Automatic concealed traffic bollard is advisable when many transits are expected.

It can be activated automatically by commands given by authorised persons (cards, remote-controls, etc.) or by using automatic commands operating at set times (hourly programmer). The device has a double-effect hydraulic activation, with a drive station.

DESCRIPTION OF AVAILABLE VERSIONS

- **FAAC CITY 275 H600 automatic**
(cylinder in Fe37 steel, 6-mm thickness, standard painted RAL 7021 dark grey metallised)
- **FAAC CITY 275 H800 automatic**
(cylinder in Fe37 steel, 6-mm thickness, standard painted RAL 7021 dark grey metallised).





TECHNICAL SPECIFICATIONS	275 H600	275 H800
Drive	Hydraulic	
Cylinder stroke	600 mm	800 mm
Cylinder diameter	275 mm	
Cylinder material and thickness	Fe37 steel - 6-mm thickness	
Cylinder surface treatment	Polyester powder paint, RAL 7021 dark grey metallised	
Cylinder top part (head)	Anticorodal case-hardened aluminium	
Head surface treatment	Polyester powder paint, RAL 9006 light grey	
Descent time	About 5 sec	About 7 sec
Rise time	About 5 sec	About 7 sec
Hydraulic pump	Power supply 230 V ac +6% - 10% 50 Hz	
Power consumption	220 W	
Protection class	IP 67	
Work frequency	Heavy duty (10,000 manoeuvres per day)	
Refracting strip	Standard height 55 mm	
Manual lowering operation	YES (*)	
Impact resistance	9,000 Joules (6-mm thickness/10 mm)	
Break-in resistance	120,000 Joules (6-mm thickness) 180,000 Joules (10-mm thickness)	
Dimensions of pit to be walled in	560x560x1020 mm	560x560x1220 mm
Standard length with connected cable	10 m	10 m

(*) The raised position is guaranteed, even in the absence of power, by the hydraulic block integrated in the control unit

ACCESSORIES FOR AUTOMATIC VERSION

- Flashing light (9 lights) for FAAC CITY
- FAAC CITY 275 H600 reinforced cylinder (10-mm thickness for H600 version only)
- FAAC CITY 275 H600 cylinder AISI 304 STAINLESS STEEL
- FAAC CITY 275 H800 cylinder AISI 304 STAINLESS STEEL
- Satin finish for FAAC CITY STAINLESS STEEL cylinder
- FAAC CITY automatic emergency release for lowering in the event of a power cut
- FAAC CITY drive signalling buzzer
- RAL paint on request (not available for cylinder in satin finish stainless steel)
- FAAC CITY 275 pit heater
- FAAC CITY 275 pit cover
- FAAC CITY electronic control unit
- SLAVE module for controlling FAAC CITY
- Extension cable for connection of FAAC CITY (max 30 m)
- Refracting film on entire FAAC CITY cylinder
- Pit for 275 H600 concealed bollard complete with counter-frame
- Pit for 275 H800 concealed bollard complete with counter-frame

275 SEMIAUTOMATIC

FAAC CITY 275 SEMIAUTOMATIC

This type of concealed bollard should preferably be used when accesses are limited or are combined with the automatic version.

It solves transit and/or parking problems, at a reasonable cost, without the need for electrical energy; in fact, thanks to the single-effect gas actuator, lifting occurs automatically with a key, whereas lowering is achieved by slight pressure on the head of the concealed bollard.



DESCRIPTION OF AVAILABLE VERSIONS

- **FAAC CITY 275 H600 semiautomatic**
(cylinder in Fe37 steel, 6-mm thickness, standard painted standard RAL 7021 dark grey metallised).

TECHNICAL SPECIFICATIONS 275 H600

Drive	Single-effect gas actuator
Lifting	Key release for automatic lifting, with single-effect nitrogen actuator
Lowering	Key release for lowering, with pressure on top of cylinder
Cylinder stroke	600 mm
Cylinder diameter	275 mm
Cylinder material and thickness	Fe37 steel - 6-mm thickness
Cylinder surface treatment	Polyester powder paint, RAL 7021 dark grey metallised
Cylinder top part (head)	Anticorodal case-hardened aluminium
Head surface treatment	Polyester powder paint, RAL 9006 light grey
Refracting strip	Standard height 55 mm
Impact resistance	9,000 Joules
Break-in resistance	120,000 Joules
Dimensions of pit to be walled in	560x560x1020 mm

ACCESSORIES FOR SEMIAUTOMATIC VERSION

- FAAC CITY 275 H600 Cylinder AISI 304 STAINLESS STEEL semiautomatic
- Satin finish for FAAC CITY STAINLESS STEEL cylinder
- RAL paint on request
- Pit for 275 H600 concealed bollard complete with counter-frame



FAAC CITY 275 FIXED

The FAAC City 275 Fixed traffic bollard is suitable for mixed installations, where other automatic and/or semiautomatic concealed bollards are present. This makes it possible not to alter the overall architectural appearance.

DESCRIPTION OF AVAILABLE VERSIONS

- **FAAC CITY 275 H600 Painted steel**
(cylinder in Fe37 steel, 6-mm thickness, standard painted RAL 7021 dark grey metallised)
- **FAAC CITY 275 H600 Painted stainless steel**
(cylinder in AISI 304 stainless steel, standard painted RAL 7021 dark grey metallised)
- **FAAC CITY 275 H600 Stainless steel, satin finish**
(cylinder in AISI 304 stainless steel, satin finish)
- **FAAC CITY 275 H800 Painted steel**
(cylinder in Fe37 steel, standard painted RAL 7021 dark grey metallised)
- **FAAC CITY 275 H800 Painted stainless steel**
(cylinder in AISI 304 stainless steel, standard painted RAL 7021 dark grey metallised)
- **FAAC CITY 275 H800 Stainless steel, satin finish**
(cylinder in AISI 304 stainless steel, satin finish)

TECHNICAL SPECIFICATIONS	275 H600	275 H800
Cylinder height	800 mm - 600 off ground 200 to be walled in (wall anchors standard)	1000 mm - 800 off ground 200 to be walled in (wall anchors standard)
Cylinder displacement	600 mm	800 mm
Cylinder diameter	275 mm	
Cylinder thickness	6 mm	
Cylinder surface treatment	Painted steel - Painted stainless steel - Satin finish stainless steel	
Cylinder top part (head)	Anticorodal case-hardened non-slip aluminium	
Head surface treatment	Polyester powder paint, light grey RAL 9006	
Impact resistance	9,000 Joules	
Break-in resistance	120,000 Joules	

ACCESSORIES FOR FIXED VERSION

- Crown for FAAC City 275 Fixed

FAAC CITY K ANTITERRORISM AUTOMATIC

Available only in the Automatic version, it stands out for its extremely high anti break-in resistance. This traffic bollard was specifically designed to meet the increasingly frequent security requirements. Its applications include creating protective barriers or allowing access to particularly sensitive zones such as: Embassies, Consulates, Public Offices, Banks, etc. Impact by a vehicle against the cylinder of the K 275 H700 concealed bollard can produce two types of deformation: elastic and permanent.

Elastic deformation: 9,000 Joules. The FAAC CITY continues to operate and safety is guaranteed.

Permanent deformation: 630,000 Joules (partial or total breakage of the concealed traffic bollard).



DESCRIPTION OF AVAILABLE VERSIONS

- **FAAC CITY K 275 H700 automatic**
(cylinder in Fe37 steel, 10-mm thickness, standard painted RAL 7021 dark grey metallised).





TECHNICAL SPECIFICATIONS K 275 H700

Drive	Hydraulic
Cylinder stroke	700 mm
Cylinder diameter	275 mm
Cylinder material and thickness	Fe37 steel - 10-mm thickness
Cylinder surface treatment	Polyester powder paint RAL 7021 dark grey metallised
Cylinder top part (head)	Anticorodal case-hardened aluminium
Head surface treatment	Polyester powder paint, RAL 9006 light grey
Rise/descent time	About 7 sec
Hydraulic pump	Power supply 230 V ac +6% - 10% 50 Hz
Power consumption	220 W
Protection class	IP 67
Work frequency	Heavy duty
Refracting strip	Standard height 55 mm
Lock in raised position	The raised position is guaranteed, even in the event of a power cut, by the hydraulic lock integrated in the control unit
Emergency manual operation	Standard - Manual release device in case of trouble or a power cut, accessible by dismantling the top part of the base (maximum anti-break-in safety) (*)
Detection of travel-limit position	Two magnetic sensors in open and closed position
Impact resistance	15,000 Joules
Break-in resistance	630,000 Joules
Counter-frame to be walled in	Pearlitic cast iron, painted with dark grey polyester powder paint RAL7021 metallised
Pit to be walled in for FAAC CITY K 275 H700	Pit to be walled in, complete with reinforcing log bolts, facilities for draining rainwater and input for service line - dimensions 650 x 650 x 1200
Standard length with connected cable	10 m

(*) In case of an electric power cut, lowering can be commanded by a control, using a power pack (not supplied by FAAC) consisting of a 24 V dc feeder and two 1.2 Ah buffer batteries.

ACCESSORIES FOR AUTOMATIC VERSION

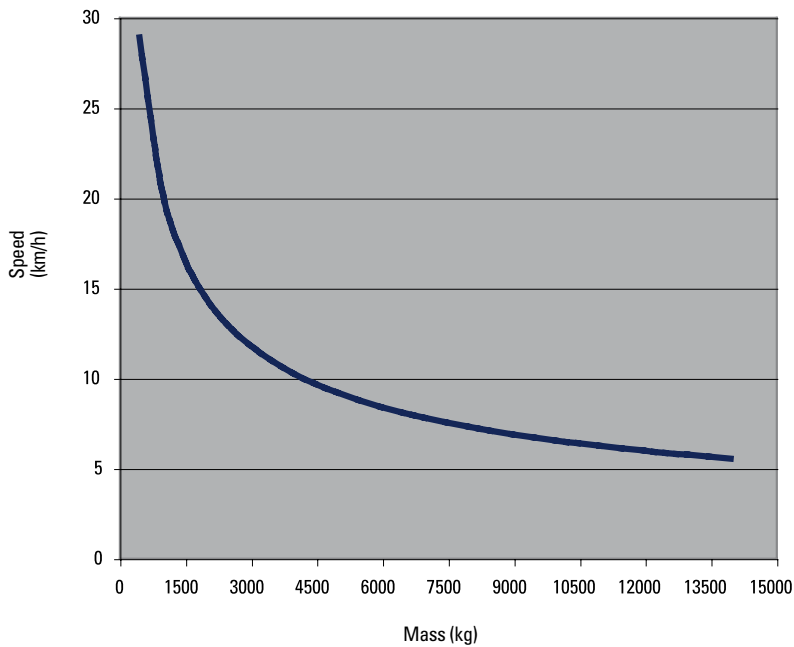
- Knurled cylinder for FAAC CITY K
- Flashing light (9 lights) for FAAC CITY K
- FAAC CITY K drive signalling buzzer
- RAL paint on request
- FAAC CITY 275 K Pit heater
- FAAC CITY 275 K Pit cover
- FAAC CITY K electronic control unit
- SLAVE module for controlling FAAC CITY
- Extension cable for connection of FAAC CITY (max 30 m)
- Pit for K275 H700 concealed bollard, complete with counter-frame and reinforcing log bolts.

275 K

FAAC CITY 275K Impact resistance 15,000 Joules

Impact resistance means that, at a given threshold and with this energy value, the impact of an object neither disables the concealed bollard, nor damages the manoeuvring mechanisms, nor parts of the structure. The concealed bollard continues to operate and safety is guaranteed.

FAAC CITY 275K
Impact resistance 15,000 Joules

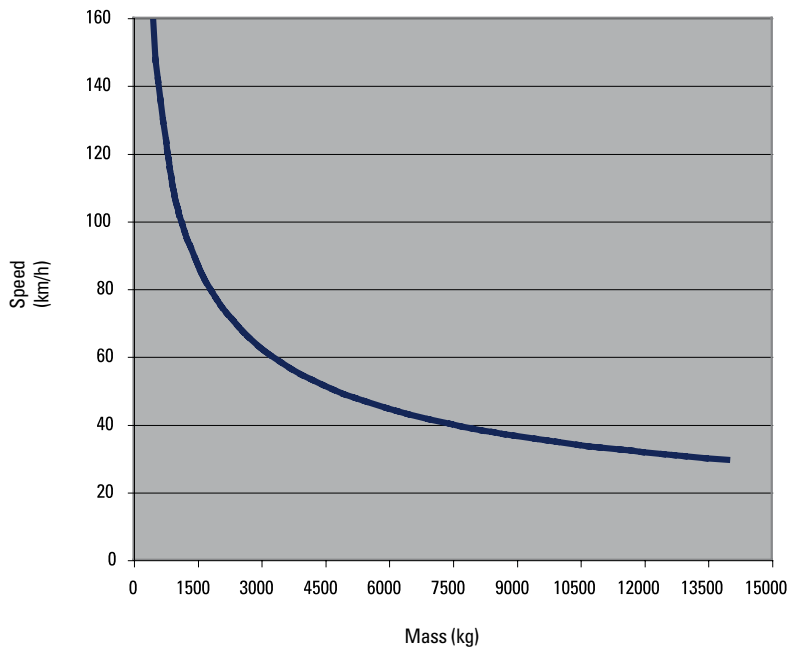


Mass-Speed with energy of 15,000 J		
Mass	Speed (km/h)	Speed (m/s)
500	27,89	7,75
1000	19,72	5,48
1500	16,10	4,47
2000	13,94	3,87
2500	12,47	3,46
3000	11,38	3,16
3500	10,54	2,93
4000	9,86	2,74
4500	9,30	2,58
5000	8,82	2,45
5500	8,41	2,34
6000	8,05	2,24
6500	7,73	2,15
7000	7,45	2,07
7500	7,20	2,00
8000	6,97	1,94
8500	6,76	1,88
9000	6,57	1,83
9500	6,40	1,78
10000	6,24	1,73
10500	6,09	1,69
11000	5,95	1,65
11500	5,81	1,62
12000	5,69	1,58
12500	5,58	1,55
13000	5,47	1,52
13500	5,37	1,49
14000	5,27	1,46

FAAC CITY 275K Break-in resistance 630,000 Joules

Resistance to breaking-in at a given threshold means that the impact of a vehicle with this energy value disables the concealed traffic bollard, entailing permanent damage to the manoeuvring mechanisms and structure, but the concealed bollard stops the vehicle within one meter of the collision point.

FAAC CITY 275K
Break-in resistance 630,000 Joules



Mass-Speed with energy of 630,000 J		
Mass	Speed (km/h)	Speed (m/s)
500	180,72	50,20
1000	127,79	35,50
1500	104,34	28,98
2000	90,36	25,10
2500	80,82	22,45
3000	73,78	20,49
3500	68,31	18,97
4000	63,89	17,75
4500	60,24	16,73
5000	57,15	15,87
5500	54,49	15,14
6000	52,17	14,49
6500	50,12	13,92
7000	48,30	13,42
7500	46,66	12,96
8000	45,18	12,55
8500	43,83	12,18
9000	42,60	11,83
9500	41,46	11,52
10000	40,41	11,22
10500	39,44	10,95
11000	38,53	10,70
11500	37,68	10,47
12000	36,89	10,25
12500	36,14	10,04
13000	35,44	9,84
13500	34,78	9,66
14000	34,15	9,49

FAAC BRANCHES IN ITALY

FLORENCE
tel. +39 055 301194
filiale.firenze@faac.it

MILAN
tel. +39 02 66011163
filiale.milano@faac.it

PADUA
tel. +39 049 8700541
filiale@padova.it

ROME
tel. +39 06 41206137
filiale.roma@faac.it

TURIN
tel. +39 011 6813997
filiale.torino@faac.it

FAAC OFFICES IN ITALY

A.G. RAPPRESENTANZE sas
Naples NA
tel. +39 081 7519090
info@agrappresentanzasas.it

ACTA SYSTEM di Catenaro Rocco
Treglio CH
tel. +39 0872 44047
info@actasystem.it

AGEL snc
Cagliari CA
tel.+39 070 285671
agel.snc@tin.it

CARI.COM srl
Lamezia Terme CZ
tel. +39 0968 441210
ufficiocommerciale@canonico.net

DONVITO CARLO & C sas
Bari BA
tel. +39 080 5042938
donvito@donvitobari.it

FACCIA DAVIDE
Reggio Emilia RE
tel. +39 0522 556941
sistel@sistelautomazione.it

GURRIERI G.BATTISTA E C. sas
Palermo PA
tel. +39 091 514339
g.gurrieri@tin.it

PROMO.TE.C snc
Cannizzaro - Aci Castello CT
tel. +39 095 4032086
info@elrapsnc.it

RTA sas
Isola del Liri FR
tel. +39 0775 830056
rtasas@libero.it

SEA srl
Genoa GE
tel. +39 010 8685357
info@seasistemi.t

FOREIGN ASSOCIATES

FAAC AG
Illnau, Switzerland
www.faac.ch

FAAC AUSTRALIA PTY LTD
Homebush – Sydney, Australia
www.faac.com.au

FAAC BENELUX
Bruges, Belgium
www.faac.be

FAAC FRANCE
Corbas, France
www.faac.fr

FAAC NORD S.A.S.
Massy, France
www.faac.fr

FAAC GE.S. M.B.H.
Wals – Siezenheim, Austria
www.faac.at

FAAC GMBH
Freilassing, Germany
www.faac.de

FAAC INDIA PVT. LTD
Noida – Delhi, India
www.faacindia.com

FAAC INTERNATIONAL INC
Cheyenne, USA
www.faacusa.com

FAAC MIDDLE EAST
Dafza Dubai, UAE
www.faac.ae

FAAC POLSKA SPZO.O
Warszawa, Poland
www.faac.pl

FAAC SCANDINAVIA AB
Bankeryd, Sweden
www.faac.se

FAAC SA
Madrid, Spain
www.faac.es

FAAC SA Delegación Cataluña
Barcelona, Spain
www.faac.es

FAAC SHANGHAI
Shanghai, China
www.faac.com.cn

FAAC UK LTD.
Basingstoke Hampshire, UK
www.faac.co.uk



FAAC spa
Via Benini 1 40069 Zola Predosa (BO)
Tel. +39 051 61724 - Fax +39 051 758518
info@faac.it - www.faac.it